

Streaming Scheduler

Simplifies the effort of operating a 24/7 streaming channel

Overview

- SUISSE VIDEO STREAMING SCHEDULER is a video management application based on existing YouTube or Vimeo video clips. Resource-saving, powerful, flexible and yet easy to use
- Manage your projects with any number of playlists, timed, with your own logos or "live tickers" and much more. Each project can be streamed separately, your client only needs a web browser and the URL you created
- Monitor the status of the media player of your streaming clients.
- Specially optimized for unguarded display systems
- Ideal for: tourism industry, advertising, events and much more.

System-Design

- Usually the clients are unmanned industrial PC with huge monitor running in *Kiosk* mode. This display shown the video stream content. Because there is no human behind the computer we receive periodic request about the status of the client display
- We use existing streaming server from YouTube & Vimeo. So the client don't need to upload the contend to his account, he only need the link to his video to create his project/list



www.suisse-video.ch



Streaming Application
istream.suisse-video.ch




Projects Contain
Playlists

Internet Connection

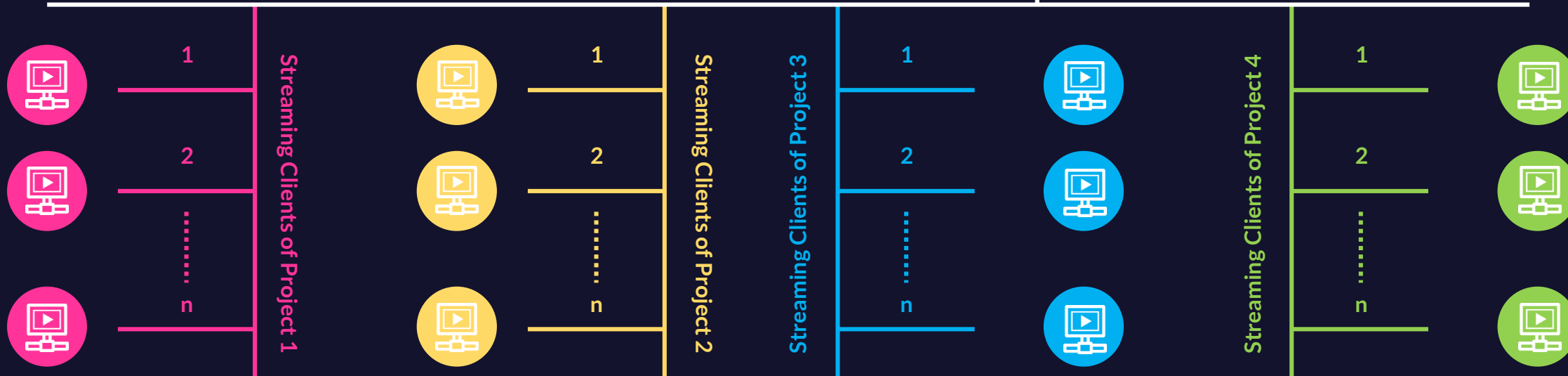


YouTube



Vimeo

Projects





www.suisse-video.ch



Streaming Application
istream.suisse-video.ch



Projects Contain Playlists

Internet Connection

Projects

Internet Connection




Projects

Projects



Streaming Clients of Project 3

Streaming Clients of Project 2



cts

Streaming Clients of Project 3



Streaming Clients of Project 4





www.suisse-video.ch



Streaming Application
istream.suisse-video.ch

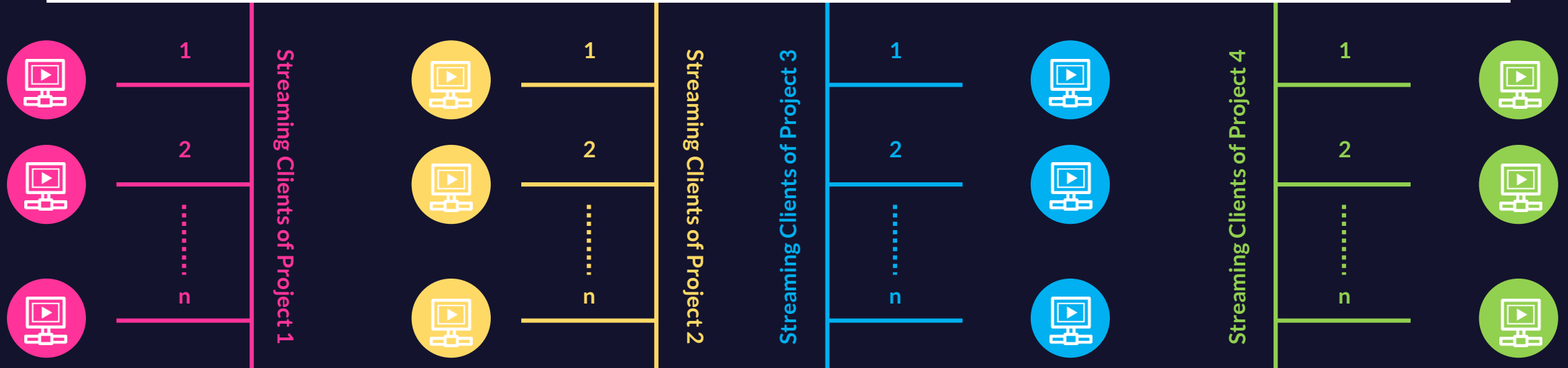


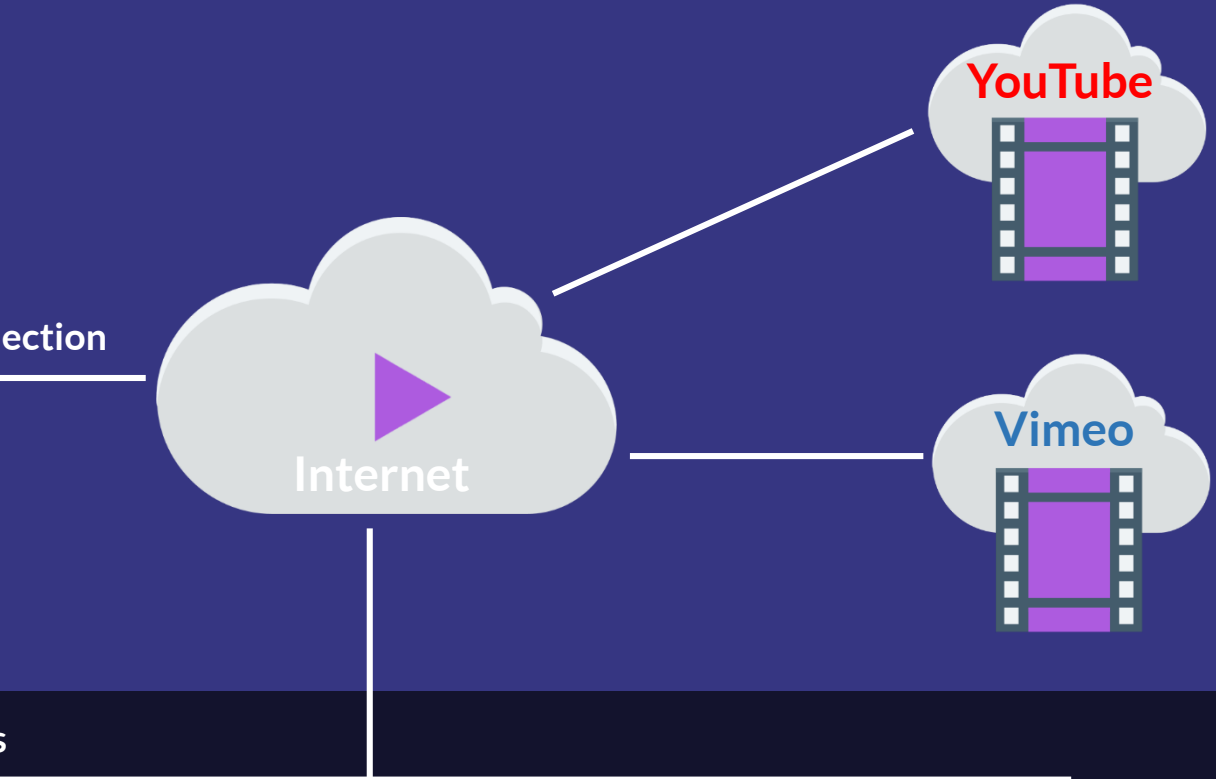
Projects Contain
Playlists

Internet Connection



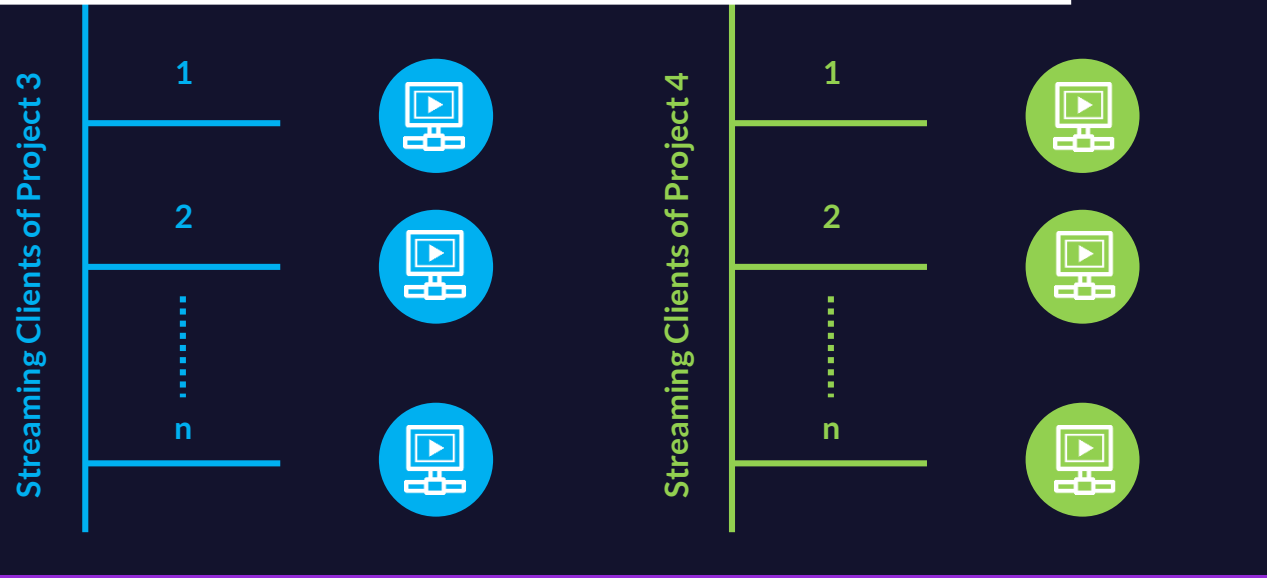
Projects





SUISSE VIDEO STREAMING SCHEDULER OVERVIEW:

- ISTREAM.SUISSE-VIDEO.CH
- STREAMING APPLICATION
- STREAMING PROJECTS
- STREAMING PLAYLISTS
- STREAMING CLIENTS
- YOUTUBE VIDEO CLIPS
- VIMEO VIDEO CLIPS



Function



Create a Video Clip List

- Select your video clips from your YouTube or Vimeo channel
- Make a list of all video clips (a text editor or similar)
- In our software, select the menu CREATE VIDEO LIST
- Now transfer all video links to your video playlist

Function



Create a Playlist

- Select the PLAYLIST menu to create a new playlist
- Click the Add Video List button, example here: [Video List\](#)
- Define: names, subtitles (if desired), start & stop times, infinite loop (yes / no), days of the week, months, add a video clip to your playlist
- Repeat this process for all your video clips
- If necessary, you can move your video clips in the video list
- Save your newly created video list.


Function



Create a Video Project

- Select the PROJECT menu to create a new project
- Click on the Add project button
- Select a name for your new project and save it.
- Add any number of video lists to your project. To do this click on the button
Video List Add
- Select the video of lists one or more video list to a project

Function



Create OVERLAY Logo

- Select the LOGO menu to define a new logo.
- Click on the button Add logo, example here: Define LOGO
- Select a suitable LOGO from your hard disk and upload it to the server
(Upload logo)
- Determine the exact position and then test it.
- Save your new LOGO

Function



Create a Message List (Scrolling Messages)

- Select the menu MESSAGES to define a new message.
- Click on the button Add message
- Define message
- Define a suitable scroll effect, speed, X & Y position, font attributes and the message text
- Test them and save yours new message.

Function



Stream Project Playlists

- Select the START menu to activate a project list
- Select a project and a project playlist.
- Activate the streaming of your project by clicking on Start video list.
- The displayed URL is your streaming URL that you must specify on the client computer in a web browser
- This streaming URL is automatically updated and controlled by your project
- Your computer can be configured to automatically play your streaming URL after each launch

THANK YOU

Any Queries?

Contact us: infos@suisse-video.ch